

**MEDICAL
RADIATION
SCIENCES**



Congratulations on your admission!



Radiation Oncology
UNIVERSITY OF TORONTO

Michener 

Welcome!

Congratulations on your admission to the Medical Radiation Sciences (MRS) Program. We are excited to welcome you to our community and we are ready to support you during your studies.



Kieng Tan
Program Director, MRS
U of T



Natalie Rozanec
Program Manager, MRS
U of T



Catherine Ladhani
Academic Chair
Michener

MRS Overview



MRS has three streams:

- > Nuclear Medicine & Molecular Imaging Technology
- > Radiation Therapy
- > Radiological Technology

MRS is a joint degree/diploma program that was the first of its kind in Canada!

Graduates receive two credentials:

- > BSc (Medical Radiation Sciences) - University of Toronto
- > Advanced Diploma of Health Sciences - The Michener Institute of Education at UHN

MRS is a 3-year program consisting of 8 consecutive semesters:

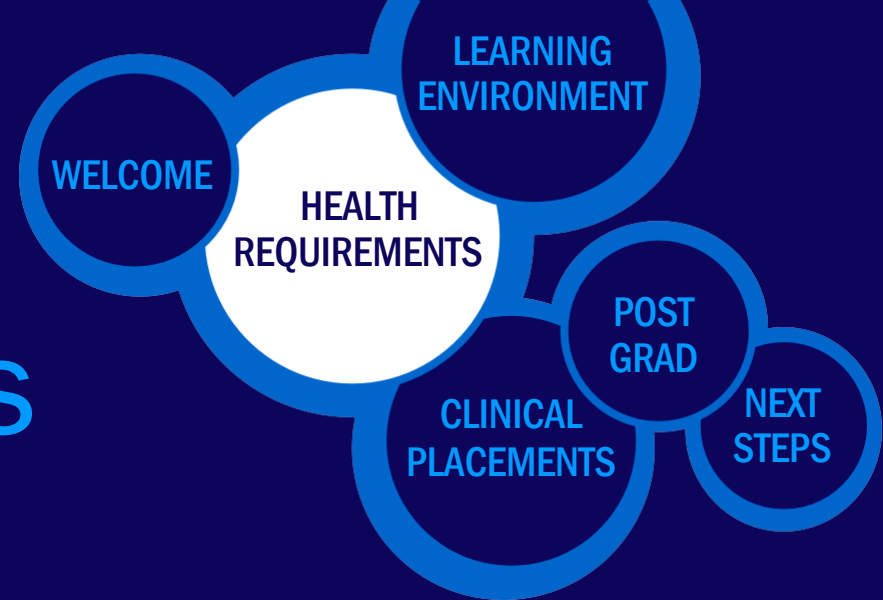
- > YEAR 1: Fall (Sept-Dec), Winter (Jan-April), Summer (May-July)
- > YEAR 2: Fall (Sept-Dec), Winter (Jan-April), Summer (May-August)
- > YEAR 3: Fall (Sept-Dec), Winter (Jan-April)



Health Requirements

To ensure the safety and well-being of everyone involved in the clinical environment, MRS students must meet the profession's health and safety standards and requirements.

HEALTH REQUIREMENTS CPR & Immunizations



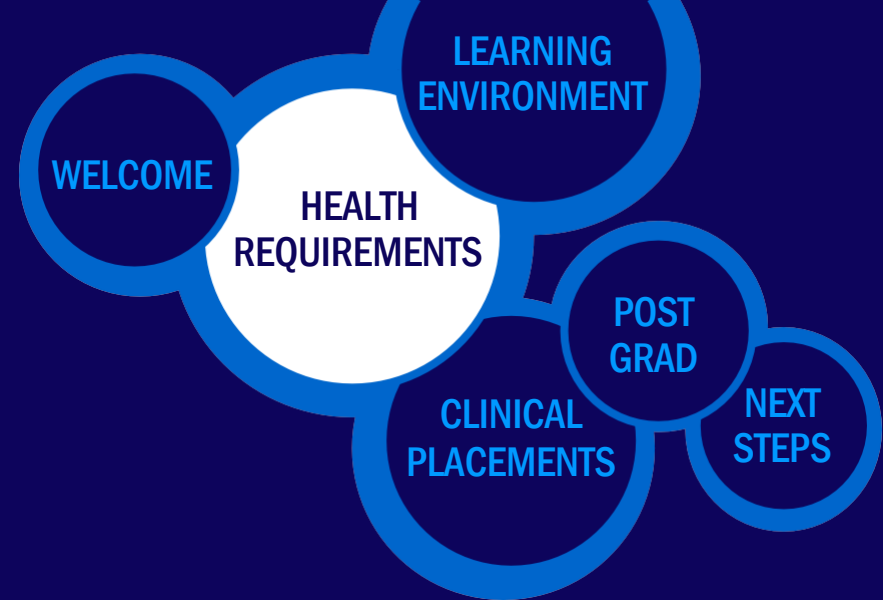
Before you may participate in the mandatory clinical placements the Public Hospital Act requires that you have (and maintain) immunizations and CPR certification. Some immunization requirements may be multi-step over a period of time, so be sure to start the process as soon as possible after you accept your offer of admission. Only Basic Life Support (BLS)-CPR (formerly known as CPR for Health Care Providers or HCP) is acceptable.

The MRS Program requires that all students are fully vaccinated (2 doses) with the COVID-19 vaccine.

The deadline to submit many of the related documents is July 31.

Learn more at: <http://michener.ca/students/student-success-network/health-requirements/>

HEALTH REQUIREMENTS VSC & Mask Fitting



You are also required to submit a Vulnerable Sector Check (VSC).
As high volumes of VSC applications in densely populated areas (such as Toronto) can cause processing delays, please be sure to start this process early.

The deadline to submit your VSC is July 31.

Once you join the program, you must also undergo mask-fitting.
(Please note that mask-fitting requires that each student is clean-shaven).

Learn more at: <http://michener.ca/students/student-success-network/health-requirements/>

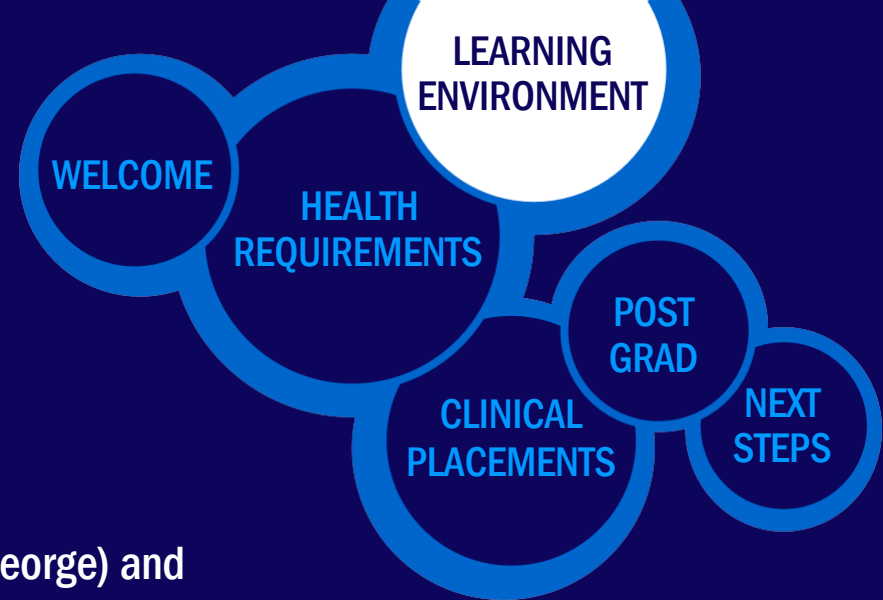
Learning Environment

As a professional program, the MRS curriculum has been designed to provide you with an essential combination of academic skills and hands-on training.



LEARNING ENVIRONMENT

Program Delivery



MRS courses take place on both the U of T (St. George) and Michener campuses and you'll benefit from a variety of learning situations: traditional lecture-based classes, online classes, interactive small discussion groups and hands-on learning opportunities with extensive radiation therapy and imaging equipment. Classes are small and you'll get to know your fellow students as well as your professors.

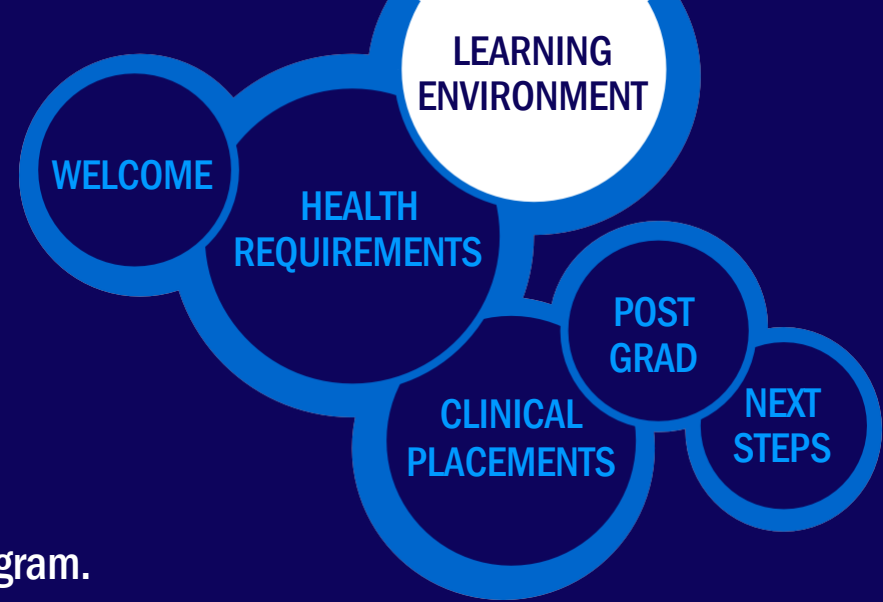
Some courses are common across all three disciplines (anatomy, patient care, physiology, etc.) while other courses are discipline-specific. Each discipline stream includes interprofessional, clinical simulation and clinical courses as well as approximately 42 weeks of practical clinical experience. Aside from Selective course options, the curriculum is predetermined and sequenced to ensure you'll graduate with a complete skill-set.

Recommended Technology Requirements for Remote/Online Learning:

<https://michener.ca/admissions/registrars-office/minimum-technology-requirements/>

LEARNING ENVIRONMENT

Program Delivery



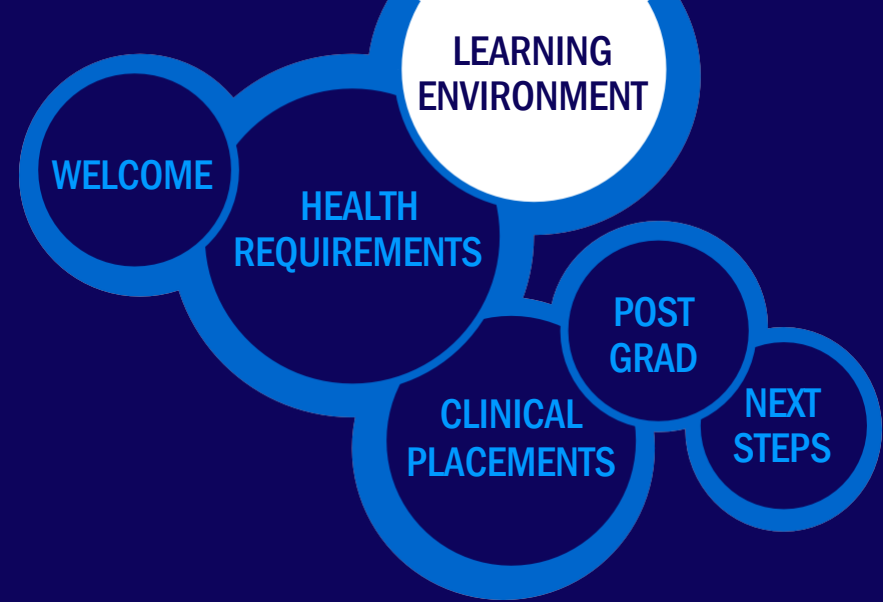
The MRS Program is a full-time professional program. Students are expected to carry a full course load each semester – this could be as many as six (6) 0.5 credit courses.

Students are advised to prioritize their academic studies.

If you have been away from academics for a time, it is strongly advised to seek out academic coaching and learning strategies before the semester begins.

LEARNING ENVIRONMENT

Essential Skills

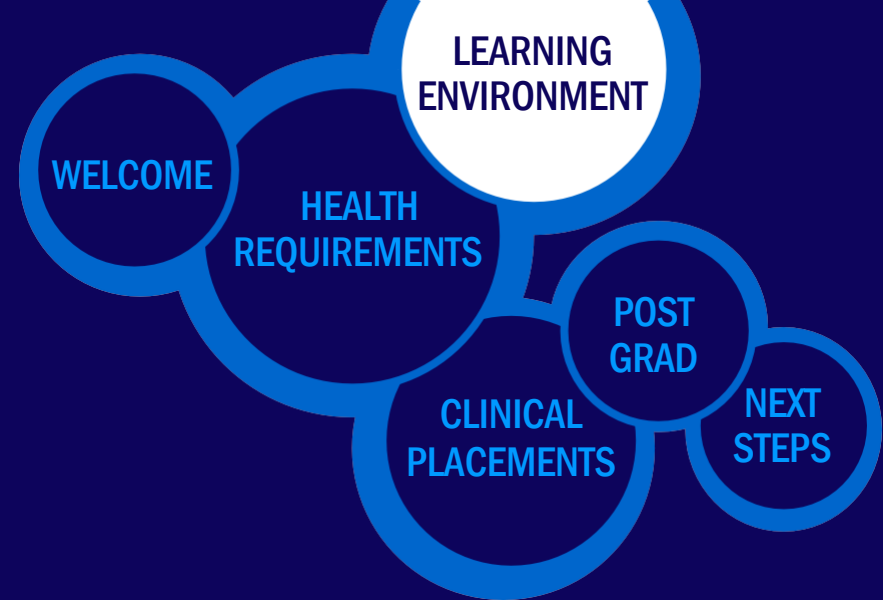


The MRS Program is responsible to the public to provide a program of study whereby graduates have the knowledge, skills, professional behaviours and attitudes necessary to enter the practice of medical radiation sciences.

Further to the provincial legislative and regulatory requirements for registration as a medical radiation technologist, students in the MRS Program must possess the cognitive, communication, sensory, motor and social skills necessary to educate and counsel patients, and competently achieve technical procedures in a reasonable time frame while ensuring patient safety.

LEARNING ENVIRONMENT

Essential Skills



Observation

A student must be able to accurately observe a patient to acquire visual, auditory and tactile information to be able to recognize and respond.

Communication

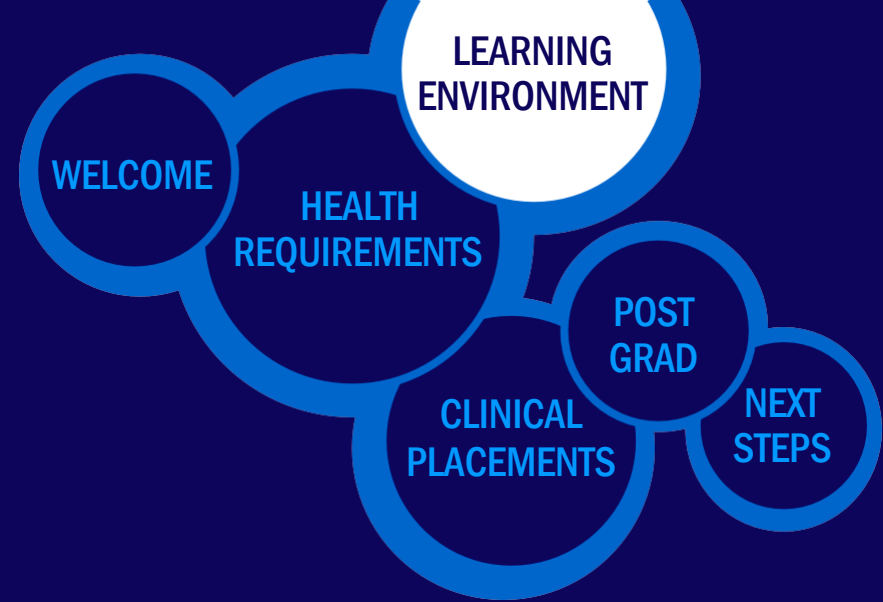
A student must be able to communicate effectively, timely, and sensitively with patients, their family and other members of the health care team. A student must also be able to summarize coherently the patient's condition, both verbally and in writing.

Psychomotor

A student must demonstrate sufficient psychomotor function to safely operate equipment/accessories and execute movements to provide general and emergency medical care to patients.

LEARNING ENVIRONMENT

Essential Skills



Intellectual-Conceptual, Integrative and Quantitative Abilities

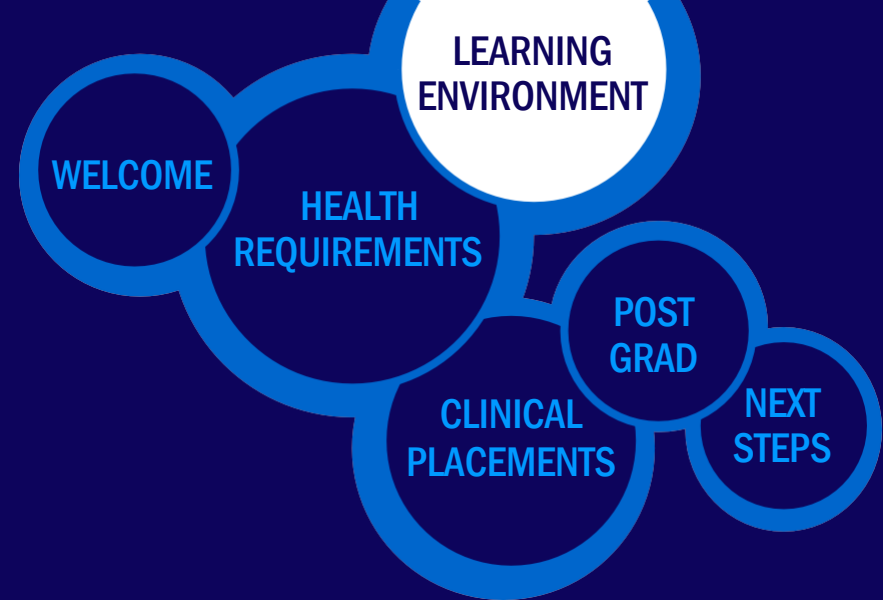
A student must demonstrate the cognitive skills necessary to measure, calculate, analyze, integrate and synthesize information applicable to the role. In addition, the student must be able to comprehend two- and three-dimensional spatial relationships. All problem-solving activities must be completed in a timely fashion.

Behavioural and Social Attributes

Compassion, integrity and interpersonal skills are all personal qualities expected of a student. A student is required to show respect, acceptance of others and dedication to interprofessional teamwork values.

LEARNING ENVIRONMENT

Student Support



Accommodations for Disabilities

Reasonable accommodations will be made to facilitate each student's progress and success. Students who require testing accommodations must register with Accessibility Services at U of T as soon as possible (and before classes begin). Additionally, students with a personal medical and/or disability seeking special consideration for clinical placement should self-refer to Accessibility Services and start the registration process as soon as possible.

Accessibility Services respects your privacy and will not disclose personal information without your written consent.

Learn more at: <https://studentlife.utoronto.ca/departments/accessibility-services/>

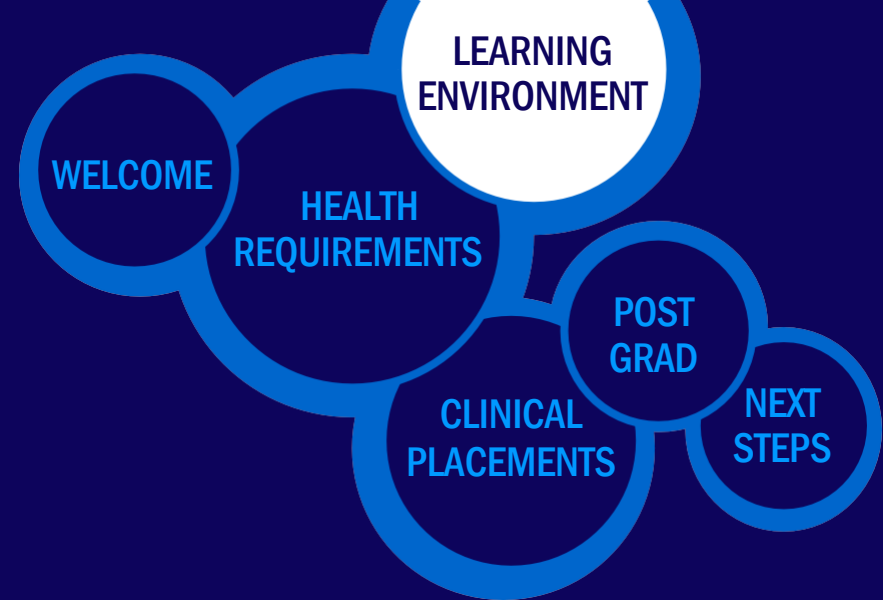
Office of Learner Affairs (OLA)

Students requiring advice and/or support are encouraged to seek the assistance of the Office of Learner Affairs (OLA) as soon as questions arise. OLA provides confidential Personal, Career, and Learning Skills Counselling.

Learn more at: <https://meded.temertymedicine.utoronto.ca/office-learner-affairs>

LEARNING ENVIRONMENT

Getting Involved



Campus Life

As an MRS student you'll have access to hundreds of clubs and student groups along with academic resources, support services and recreational facilities on both U of T and Michener campuses.

U of T Services: <https://www.studentlife.utoronto.ca>

U of T Clubs and Student Groups (Student Organization Portal): <https://sop.utoronto.ca/>

Michener's Student Success Network: <http://michener.ca/students/student-success-network/>

MRS Society (MRSS)

MRSS organizes a wide variety of student events and is concerned with both academic and non-academic aspects of student life. The Society promotes interprofessionalism among healthcare students and professionals through community involvement and participation.

For more information contact: mrssociety@michener.ca

Clinical Placements



By accepting your offer of admission you accept an assigned clinical placement. Your placement site may not be your first choice and MRS affiliated clinical sites are subject to change.

CLINICAL PLACEMENTS

Nuclear Medicine



Nuclear Medicine & Molecular Imaging Technology is a provincial program with clinical sites across the province.

Current partner locations include:

- > Halton Healthcare (Oakville)
- > Hamilton Health Sciences (Hamilton)
- > Health Sciences North (Sudbury)
- > Hospital for Sick Children (Toronto)
- > Humber River Hospital (Toronto)
- > London Health Sciences (London)
- > Mount Sinai Hospital (Toronto)
- > Niagara Health
- > North York General Hospital (Toronto)
- > Ottawa Civic Hospital (Ottawa)
- > Southlake Regional (Newmarket)
- > St. Joseph's Healthcare (Hamilton)
- > St. Mary's General Hospital (Kitchener)
- > Sunnybrook Health Sciences Centre (Toronto)
- > Thunder Bay Regional Health Sciences Centre (Thunder Bay)
- > Unity Health (Toronto)
- > University Health Network (Toronto)
- > William Osler Health System (Brampton)
- > Windsor Regional Hospital (Windsor)

Please Note!

We cannot guarantee a placement in your first-choice site. Clinical sites are subject to change.

CLINICAL PLACEMENTS

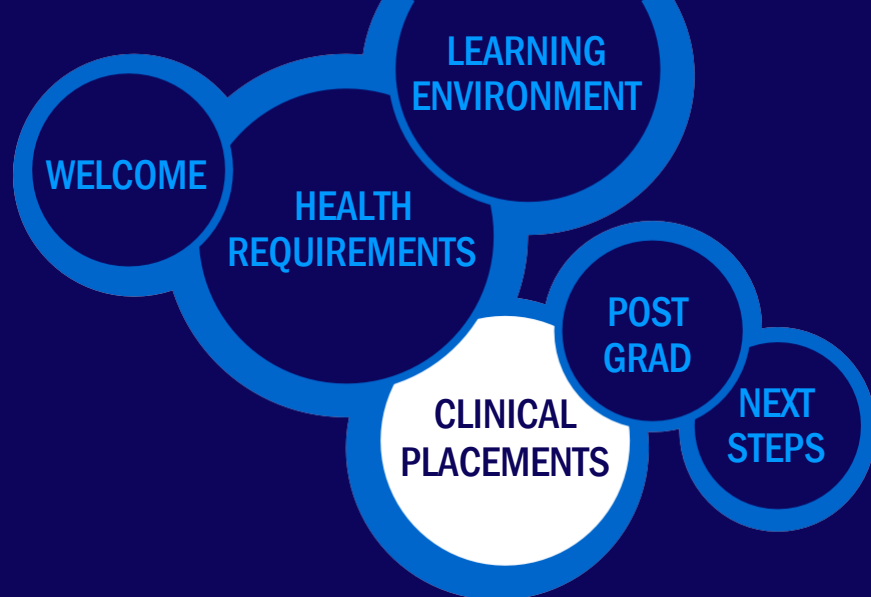
Radiological Technology

Radiological Technology is affiliated with clinical sites across the province.

Current partner locations include:

- > Hospital for Sick Children (Toronto)
- > Humber River Hospital (Toronto)
- > Lakeridge Health (Oshawa/Bowmanville, Ajax/Pickering)
- > Mackenzie Health (Richmond Hill)
- > Michael Garron Hospital (Toronto)
- > Mount Sinai Hospital (Toronto)
- > North York General Hospital (Toronto)
- > Oak Valley Health (Markham)

- > Royal Victoria Regional Health Centre (Barrie)
- > Scarborough Health Network –
General/Centenary/Birchmount (Toronto)
- > Soldier's Memorial Hospital (Orillia)
- > Southlake Regional Health Centre (Newmarket)
- > Sunnybrook Health Sciences Centre (Toronto)
- > Unity Health (Toronto)
- > University Health Network (Toronto)
- > Windsor Regional Hospital (Windsor)

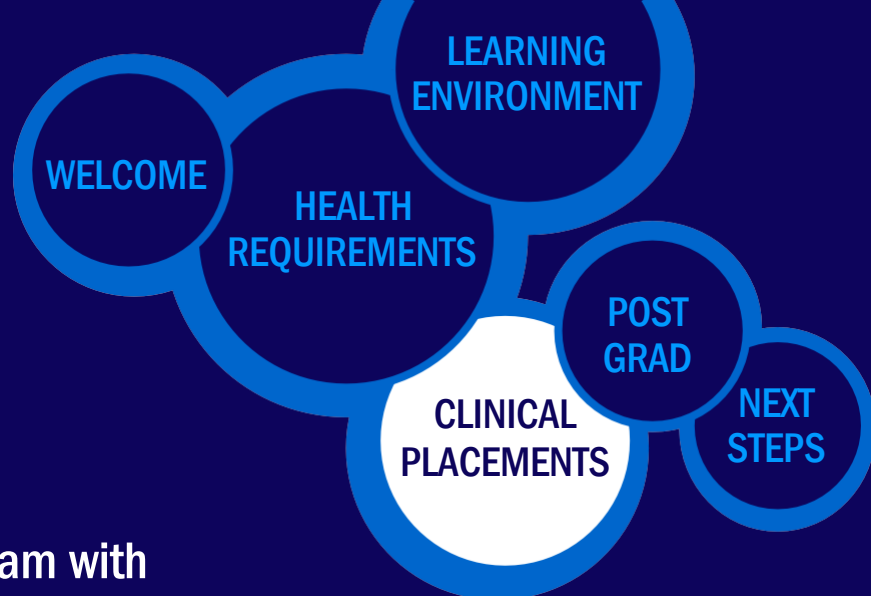


Please Note!

We cannot guarantee a placement in your first-choice site. Clinical sites are subject to change.

CLINICAL PLACEMENTS

Radiation Therapy



Radiation Therapy is a multi-province program with clinical sites across Ontario and in New Brunswick, Newfoundland, Nova Scotia, and Saskatchewan.

Current partner locations include:

- > Credit Valley Hospital (Mississauga)
- > Eastern Health (St. John's, Newfoundland)
- > Health Sciences North (Sudbury)
- > Horizon Health (St. John, New Brunswick)
- > Kingston General Hospital (Kingston)
- > Lakeridge Health (Oshawa)
- > Nova Scotia Cancer Centre - Nova Scotia Health Authority (Halifax and Cape Breton, Nova Scotia)
- > Saskatchewan Cancer Agency (Regina, Saskatchewan)
- > Southlake Regional Health Centre (Newmarket)
- > Sunnybrook Health Sciences Centre (Toronto)
- > The Ottawa Hospital (Ottawa)
- > Thunder Bay Regional Health Sciences Centre (Thunder Bay)
- > UHN /Princess Margaret Cancer Centre (Toronto)
- > Windsor Regional Hospital (Windsor)

Please Note!

We cannot guarantee a placement in your first-choice site. Clinical sites are subject to change.

Post Grad Professional Certification



Completing the MRS Program is the first step towards professional certification as a Medical Radiation Technologist.

Graduates from an accredited program **MUST** pass the national certification examination (CAMRT), which is a multiple-choice competency-based examination, in order to pursue a career as a medical radiation technologist (MRT).

The CAMRT is the national professional association and certifying body for radiological, nuclear medicine, magnetic resonance imaging technologists and radiation therapists. Established in 1942, the CAMRT today represents over 12,000 members.

Learn more at: <http://camrt.ca>

Working in Ontario



In order to practice in the province of Ontario you must be registered with the College of Medical Radiation and Imaging Technologists of Ontario (CMRITO). CMRITO members must not have been convicted of/or be under investigation for a criminal offence.

CMRITO members are asked to self-declare that your past and present conduct must afford reasonable grounds for the belief that you:

- > will practise medical radiation technology with decency, honesty and integrity, and in accordance with the law,
- > do not have any quality or characteristic, including any physical or mental condition or disorder, that could affect your ability to practise medical radiation technology in a safe manner, and
- > will display an appropriate professional attitude

Learn more at: <https://www.cmrito.org/>

Next Steps

Now that you're aware of some of the unique features of the MRS Program, it's time to accept your offer and prepare for September!



Read up on the MRS Program

Visit <https://radonc.utoronto.ca/before-you-start> to learn more about the unique features of our program!



Accept your Offer of Admission

Confirm your acceptance at <https://join.utoronto.ca> and submit your tuition deposit (with the Tuition Deposit and Post-Admission Requirements Form) before the stated deadline (see your Offer for details).



Prepare for September!

Visit <https://radonc.utoronto.ca/mrs-new-student-information> for information about important dates and actions you'll need to take before classes start.